

GET CONNECTED FOR FREE!

Unleash the full potential of your first season with InCommand® Go 16 by getting connected with ***6 GB or 90 days of FREE cellular data + a 90-day FREE AgFiniti® Essentials trial**



*6GB or 90 days whichever comes first

Get Going

1. Fill out required information
2. Call Data Activation Center to set up an account and activate your data plan
3. Follow SIM install and setup procedure to get connected
4. Log in to your AgFiniti account and activate free Essentials trial
5. Log in & try out key features such as:
 - Remote support to assist operators in the field remotely
 - Automatic firmware updates to keep up with the newest features
 - File transfer to keep machine data from getting lost on a USB

Meet AgFiniti

AgFiniti Free Features

- File transfer (5GB)
- Automatic firmware updates
- Remote support (be viewed and controlled)
- Share and download files
- Satellite imagery
- NTRIP

AgFiniti Essentials Features

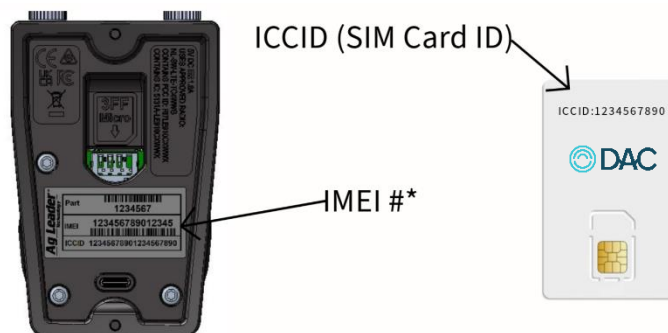
- DisplayCast®*
- CartACE®
- Monitor location and performance for all machines
- Remote Support (viewing and control)
- Cloud mapping, analysis, report creation/printing
- Third-party file mapping
- & more!

*Unlock required & potential for larger data consumption than covered by cell data trial

Required Information	
Cell Modem IMEI#	
ICCID (SIM Card ID)	
Display Serial Number	
Customer Name	
Customer Phone Number	
Customer Address	
Customer Email	

Contact Data Activation Center at (866) 966-8881 and ask about your Ag Leader FREE data trial promo

*Modem information can also be found in the display cellular settings page or on the display box





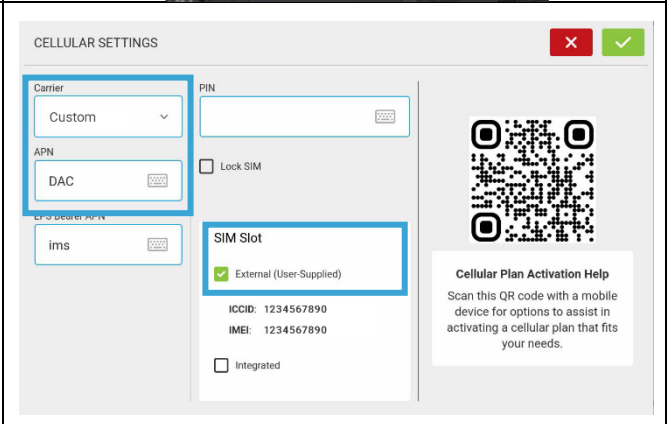
1. With display off, remove modem from the display
2. Break out the 3FF size SIM & install the SIM card into the device (see device for ref & orientation)



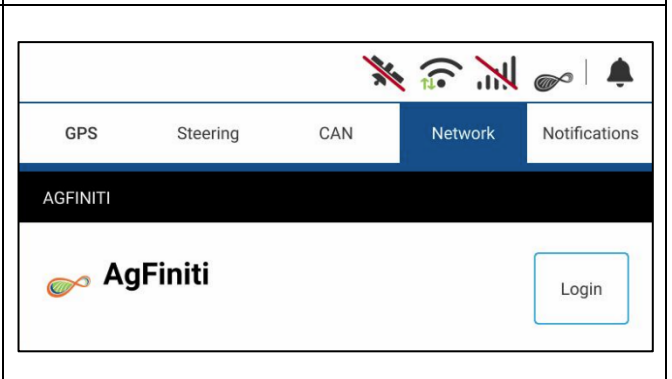
3. Reinstall modem to the display and attach antennas if applicable
4. Power on display



5. Navigate to the Cellular Settings page and verify the following
(Diagnostics> Network> Cellular> Setup)
 - a. Select 'Custom' for Carrier
 - b. Enter APN: DAC
 - c. Set SIM Slot selection to External
6. Reboot display OR wait 5 minutes and ensure connection status



7. Visit AgFiniti.com to create an account if you don't have an existing account
8. Log into your account via your InCommand Go 16 to start your 90-day FREE trial
(Diagnostics > Network > Login)



Cell data trial available for 90 days or 6 GB of data whichever comes first, after which, the cellular data plan will terminate. US & Canada only. Cell Data & AgFiniti trials must be redeemed within 180 days from sale of display otherwise trial is void. Cell Data & AgFiniti Essentials trial only available with purchase of InCommand Go 16 displays. 90-day AgFiniti Essentials trial not valid for users with a current paid AgFiniti Essentials license.